



# Ultimate Dog Road Trip Checklist

Are you and your dog ready for the adventure of a lifetime? Whether it's a short day trip or a cross-country expedition, preparation is key to ensuring a stress-free journey. This guide has everything you need for a successful and enjoyable road trip with your canine companion!

## Before You Go: Plan for Success

### Is Your Dog a Good Traveler?

Before hitting the road, assess whether your dog enjoys traveling.

- Signs they may not be a good fit for travel: Car sickness, anxiety in new environments, or trouble staying calm in a vehicle.

### How to Assess Travel Readiness

- Short Test Rides: Start with short car trips to gauge their comfort level. Gradually increase the distance to see if they adapt.
- Monitor Behavior: Pay attention to their body language, such as a tucked tail, flattened ears, or excessive panting, which may indicate discomfort.
- Past Experiences: Reflect on how your dog has handled previous car rides or trips.



LET'S GO

ADVENTURE



# Ultimate Dog Road Trip Checklist

## Have You Planned Your Stops?


Research is essential when traveling with a dog:

- Check regulations: Know the pet laws and restrictions for the states or countries you'll visit.
- Pet-friendly accommodations: Call ahead to confirm hotels, restaurants, or attractions welcome dogs.
- Frequent stops: Plan breaks every two hours so your dog can stretch, relieve themselves, and burn off energy.

## Exercise Before the Trip

- Burn off energy: Take your dog for a long walk or a game of fetch before loading them into the car.
- Why it's important: A tired dog is less likely to be restless or anxious during the journey.





# Ultimate Dog Road Trip Checklist

## Daily Essentials

- ☐ Food for every day of your trip
- ☐ Enrichment toys, slow feeders, food/water bowls
- ☐ Brush, comb, and grooming wipes
- ☐ Paw cleaner and paw balm
- ☐ Poop bags
- ☐ Dog shampoo and conditioner

## Adventure Gear

- ☐ Leash, harness, and/or carrier/backpack
- ☐ Outdoor-specific gear (booties, cooling vest, raincoat)
- ☐ GPS dog tracker

Continued...

## Dog Adventure Gear List

[➞ Explore now](#)





# Ultimate Dog Road Trip Checklist

## Safety Essentials


- ☐ Crate or harness/seat belt for secure travel
- ☐ First aid kit (bandages, antiseptic wipes, pet-safe medication, gauze, hydrogen peroxide, scissors, tweezers, adhesive tape)
- ☐ Proof of vaccinations and vet contact info

## Comfort & Familiarity

- ☐ Car seat, bed, and blanket with familiar scents
- ☐ Favorite toys and treats
- ☐ Collapsible bowls for food and water

## Identification & Health

- ☐ Collar with tags (include your contact info)
- ☐ Microchip info updated
- ☐ Recent photo in case they get lost





# Ultimate Dog Road Trip Checklist

## Dealing with Emergencies


- Have a list of nearby vets or emergency clinics along your route.
- Keep a backup supply of food, medications, and an extra leash in case of loss or damage.

## Car Setup for Safety & Comfort

- Designate a safe space: Use a crate, harness, or a backseat protector.
- Keep supplies accessible: Store water, poop bags, and treats within reach.
- Temperature control: Never leave your dog alone in a hot or cold car.

## Tips for a Smooth Ride

- Hydration breaks: Offer water regularly to keep your dog hydrated.
- Treats and toys: Distract and reward your dog to reduce boredom.
- Light music or a favorite blanket: Create a soothing environment to ease anxiety.



# Master Your Dog's Health

## The Dog Care Academy

If you're ready to dive deeper into all aspects of dog care—from health and safety to training and beyond—check out the Dog Care Academy. With expert vet advice, real-world tips, and a supportive community, this course is designed to help you confidently care for your dog every step of the way.

LEARN MORE



## DOG CARE ACADEMY

Brought to you by Dr. Laura Robinson and the Harry Pupper team (Emily, Rob, and Harry)!

